



**AL-FARABI KAZAKH NATIONAL UNIVERSITY**

**CENTER FOR SOCIOLOGICAL RESEARCH AND  
SOCIAL ENGINEERING**

**«A CLEAN SESSION. FORMATION  
OF AN ANTI-CORRUPTION  
CULTURE AT THE UNIVERSITY».**

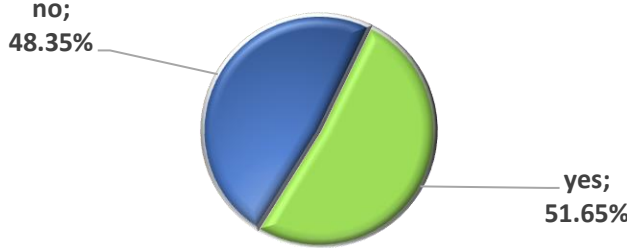

**REPORT ON THE RESULTS OF THE 2024 SURVEY**

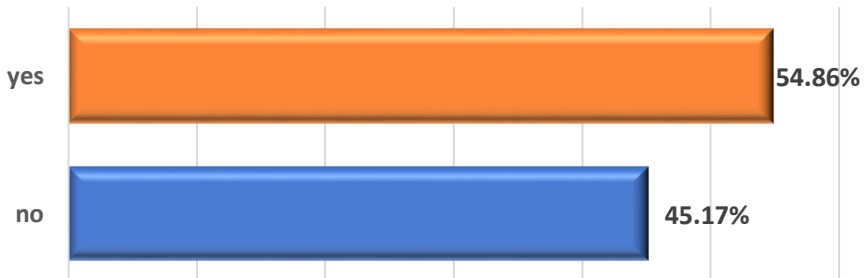
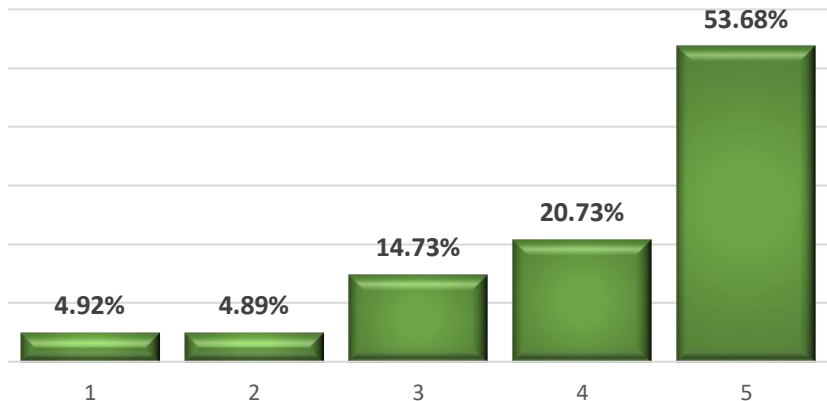
**ALMATY, 2024**

## The main components of the study

The survey was conducted in the Univer system from March 18 to April 10, 2024. 7893 respondents took part in the survey.

### SURVEY DATA ON THE UNIVERSITY ACCORDING TO THE MAIN CRITERIA

	Questions	Frequency distributions (percentage, %)						
1	<p>Informed about anti-corruption measures based on the explanations of the curator, teachers, head of the department, Deputy Dean.</p> <p>51.65% noted that the department and the faculty are conducting relevant information work.</p>	<p><b>Awareness of anti-corruption measures</b></p>  <table><tr><th>Response</th><th>Percentage</th></tr><tr><td>no</td><td>48.35%</td></tr><tr><td>yes</td><td>51.65%</td></tr></table>	Response	Percentage	no	48.35%	yes	51.65%
Response	Percentage							
no	48.35%							
yes	51.65%							
2	<p>92.33% of university students claim that using illegal methods to achieve their own interests is unacceptable.</p> <p>7.67% consider it acceptable to use illegal methods to achieve their own interests.</p>	<p><b>Building zero tolerance for corruption</b></p>  <table><tr><th>Response</th><th>Percentage</th></tr><tr><td>no</td><td>92.33%</td></tr><tr><td>yes</td><td>7.67%</td></tr></table>	Response	Percentage	no	92.33%	yes	7.67%
Response	Percentage							
no	92.33%							
yes	7.67%							

3	<p>More than half of the students surveyed (54.86%) are ready to actively counteract potential corruption. 45.17% answered the question negatively.</p>	<div><p>Ready to report corruption</p><table><tr><th>Response</th><th>Percentage</th></tr><tr><td>yes</td><td>54.86%</td></tr><tr><td>no</td><td>45.17%</td></tr></table></div>	Response	Percentage	yes	54.86%	no	45.17%						
Response	Percentage													
yes	54.86%													
no	45.17%													
4	<p>The average student assessment of the level of development and strengthening of ethical standards at the university is 4.26 Overall, 74.41% rate the level of development and strengthening of ethical standards as very high (53.68%) and high (20.73%).</p> <p>As part of the survey, a traditional scale from 1 to 5 was used for this question, where 1 means the lowest level and 5 means the highest.</p> <p>Rating scale: 5 points quality - it ALMOST ALWAYS shows up; 4 points – the quality is often shown; 3 points – the quality is shown by 50% 2 points – quality is RARELY shown. 1 point – the quality is practically non-existent.</p>	<div><p>The level of development and strengthening of ethical standards</p><table><tr><th>Rating</th><th>Percentage</th></tr><tr><td>1</td><td>4.92%</td></tr><tr><td>2</td><td>4.89%</td></tr><tr><td>3</td><td>14.73%</td></tr><tr><td>4</td><td>20.73%</td></tr><tr><td>5</td><td>53.68%</td></tr></table></div>	Rating	Percentage	1	4.92%	2	4.89%	3	14.73%	4	20.73%	5	53.68%
Rating	Percentage													
1	4.92%													
2	4.89%													
3	14.73%													
4	20.73%													
5	53.68%													

